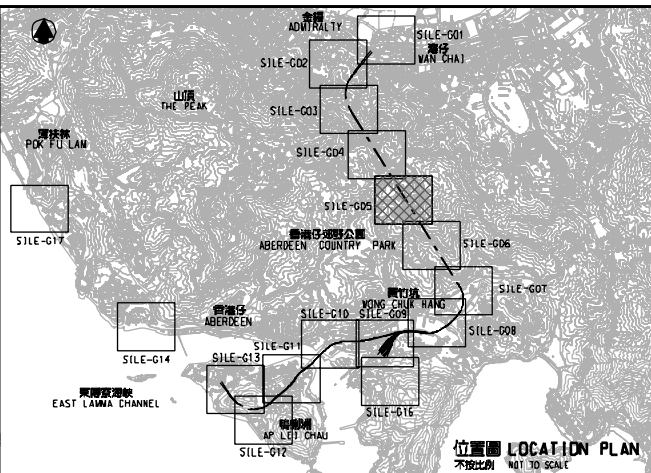
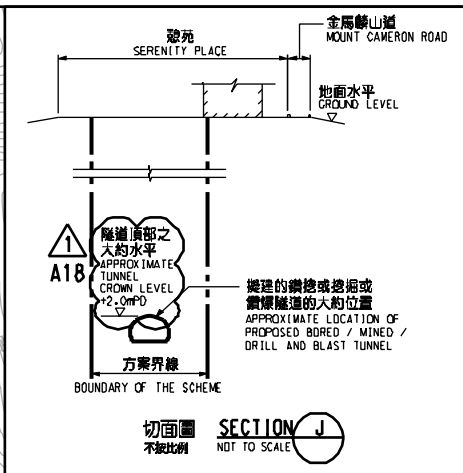
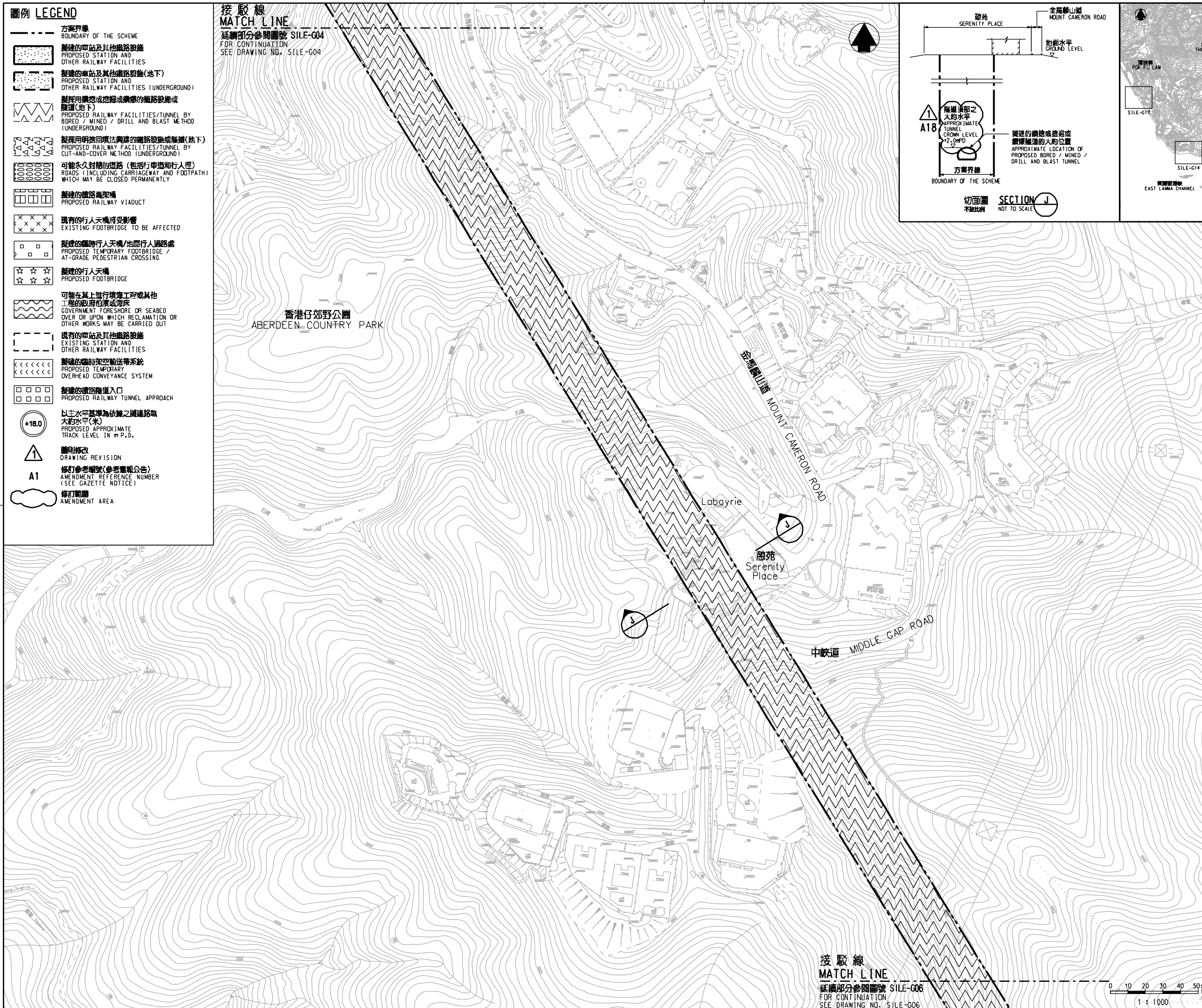


- 圖例 LEGEND**
- 方案界線
BOUNDARY OF THE SCHEME
 - 擬建的車站及其他鐵路設施
PROPOSED STATION AND OTHER RAILWAY FACILITIES
 - 擬建的車站及其他鐵路設施(地下)
PROPOSED STATION AND OTHER RAILWAY FACILITIES (UNDERGROUND)
 - 擬採用鑽挖或掘鑽或鑽爆的鐵路設施或隧道(地下)
PROPOSED RAILWAY FACILITIES/TUNNEL BY BORED / MINED / DRILL AND BLAST METHOD (UNDERGROUND)
 - 擬採用明挖回填法興建的鐵路設施或隧道(地下)
PROPOSED RAILWAY FACILITIES/TUNNEL BY CUT-AND-COVER METHOD (UNDERGROUND)
 - 可能永久封閉的道路(包括行車道和行人徑)
ROADS (INCLUDING CARRIAGEWAY AND FOOTPATH) WHICH MAY BE CLOSED PERMANENTLY
 - 擬建的鐵路橋樑
PROPOSED RAILWAY VIADUCT
 - 現有的行人天橋將受影響
EXISTING FOOTBRIDGE TO BE AFFECTED
 - 擬建的臨時行人天橋/地面行人過路處
PROPOSED TEMPORARY FOOTBRIDGE / AT-GRADE PEDESTRIAN CROSSING
 - 擬建的行人天橋
PROPOSED FOOTBRIDGE
 - 可能在其上進行填海工程或其他工程的政府前濱或海床
GOVERNMENT FORESHORE OR SEABED OVER OR UPON WHICH RECLAMATION OR OTHER WORKS MAY BE CARRIED OUT
 - 現有的車站及其他鐵路設施
EXISTING STATION AND OTHER RAILWAY FACILITIES
 - 擬建的臨時架空輸送帶系統
PROPOSED TEMPORARY OVERHEAD CONVEYANCE SYSTEM
 - 擬建的鐵路隧道入口
PROPOSED RAILWAY TUNNEL APPROACH
 - 以主水平基準為依據之擬建路軌大約水平(米)
PROPOSED APPROXIMATE TRACK LEVEL IN m P.D.
 - 圖則修改
DRAWING REVISION
 - 修訂參考編號(參考憲報公告)
AMENDMENT REFERENCE NUMBER (SEE GAZETTE NOTICE)
 - 修訂範圍
AMENDMENT AREA

接駁線
MATCH LINE
延續部分參閱圖號 SILE-G04
FOR CONTINUATION
SEE DRAWING NO. SILE-G04



一般說明 GENERAL NOTES
1. 有關一般說明參閱圖號 SILE - G01.
FOR GENERAL NOTES, REFER TO DRAWING NO. SILE - G01.

修訂表
TABLE OF AMENDMENTS

修訂號 REV	日期 DATE	修訂人 BY	職務 SUB	負責 APP	說明 DESCRIPTION
A18	10 MAY 2010	KW	DN	PP	修訂圖號 A18 AMENDMENT ITEM A18 修訂圖號 A18 內所有圖號 TITLE BOX AND LOCATION PLAN AMENDED

SIGNED
陳志晉 CHAN CHI YAN, HENRY
核准發出
APPROVED FOR ISSUE
18 May 2010
發出日期 DATE OF ISSUE

圖則名稱 DRAWING TITLE
南港島線(東段)
鐵路條例(第519章)
總體規劃圖則 18頁的第5頁
SOUTH ISLAND LINE (EAST)
RAILWAYS ORDINANCE (CHAPTER 519)
GENERAL LAYOUT PLAN SHEET 5 OF 18

圖號 DRAWING NO.
SILE-G05
比例 SCALE
1:1000 (A1)
或如顯示
OR
AS SHOWN

香港特別行政區政府
THE GOVERNMENT OF THE HONG KONG
SPECIAL ADMINISTRATIVE REGION
路政署
HIGHWAYS DEPARTMENT
鐵路拓展處
RAILWAY DEVELOPMENT OFFICE

接駁線
MATCH LINE
延續部分參閱圖號 SILE-G06
FOR CONTINUATION
SEE DRAWING NO. SILE-G06

