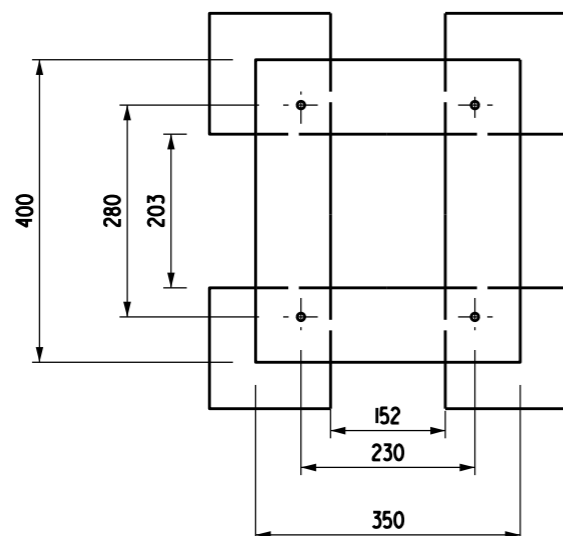
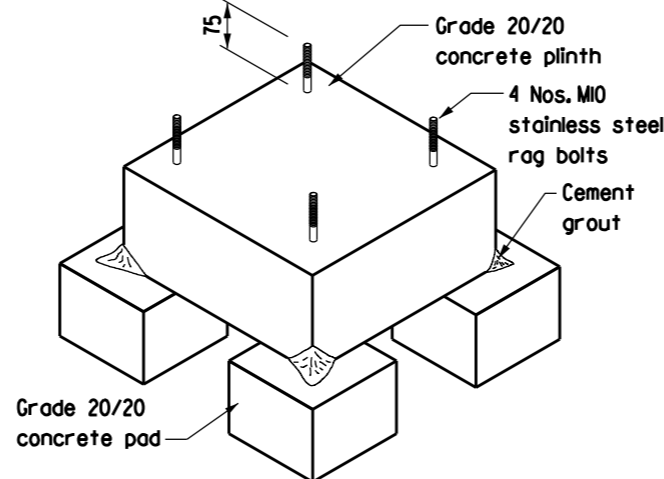


ELEVATION
(Showing plinth section)




SECTION A - A

SIDE ELEVATION



COMPLETE ASSEMBLY OF THE PLINTH



SECTION B - B

NOTES:

1. ALL DIMENSIONS ARE IN MILLIMETRES.
2. O-NRTBs SHALL BE MADE OF FLEXIBLE PLASTIC MATERIAL AND FORMED WITH SIX (6) RETRO-REFLECTIVE CONSPICUITY PANELS, i.e. THE FRONT PANEL, THE REAR PANEL AND 4 SIDE PANELS (i.e. 2 PAIRS OF CONVEX V-SHAPE SIDE PANELS TO ALLOW 360° VISIBILITY). O-NRTBs SHALL BE MANUFACTURED AND TESTED IN COMPLIANCE WITH BS 8442 AND BS EN 12767 PERFORMANCE TYPE (70, NE, 4).
3. RETRO-REFLECTIVE MATERIAL OF O-NRTBs SHALL BE TESTED TO COMPLY WITH RELEVANT EUROPEAN TECHNICAL APPROVAL, BS EN 12899-1 CLASS R3B-UK OR ABOVE.
4. MINIMUM AREA OF FLUORESCENT YELLOW RETRO-REFLECTIVE CONSPICUITY PANELS (BS 8442):
FRONT AND REAR PANELS : 150,000 mm² EACH
SIDE PANELS : 20,000 mm² EACH
5. IN SPITE OF NOTE 4 ABOVE, IN ORDER TO ENSURE THE VISIBILITY OF O-NRTB FOR AN APPROACHING VEHICLE MAKING A TURN, THE AREA OF EACH RETRO-REFLECTIVE CONSPICUITY SIDE PANEL SHOULD NOT BE LESS THAN 40,000 mm².
6. COLOUR AND DETAILS OF TRAFFIC SIGN ON O-NRTBs SHALL COMPLY WITH RELEVANT REQUIREMENTS OF TRANSPORT DEPARTMENT.
7. THE CONTRACTOR SHALL REFER TO THE RECOMMENDED MOUNTING METHOD OF O-NRTB MANUFACTURERS AND SUBMIT FOR THE APPROVAL OF THE ENGINEER.
8. PLEASE REFER TO HIGHWAYS DEPARTMENT STANDARD DRAWING NOS. H2140A AND H2141A FOR THE REQUIREMENTS OF EXISTING CONCRETE PLINTH, BOLT, TEMPORARY CONCRETE COVER AND OTHER RELEVANT DETAILS.

**TYPICAL DETAILS OF OMNIDIRECTIONAL
NON-ILLUMINATED RETRO-REFLECTIVE TRAFFIC BOLLARD
(O-NRTB) AT NEW CONCRETE PLINTH**

	New Issue		Aug 24
REF.	REVISION	SIGNATURE	DATE
HIGHWAYS DEPARTMENT LIGHTING DIVISION		REFERENCE	DRAWING No. CAD
SCALE N.T.S.		HLSDGE06-CL0059	