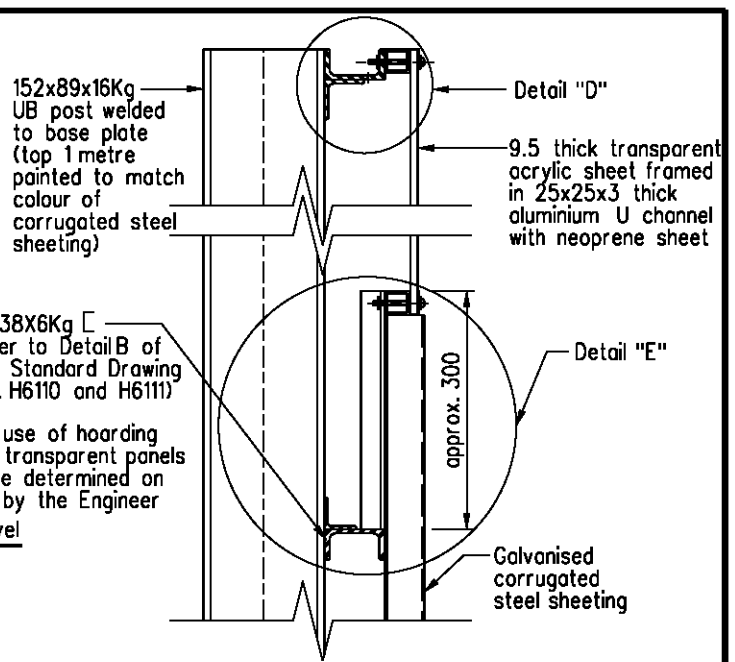
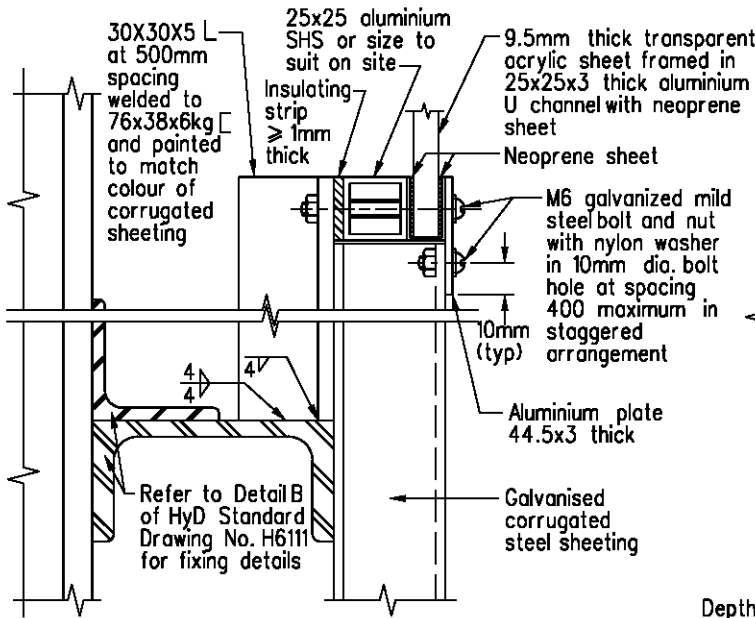


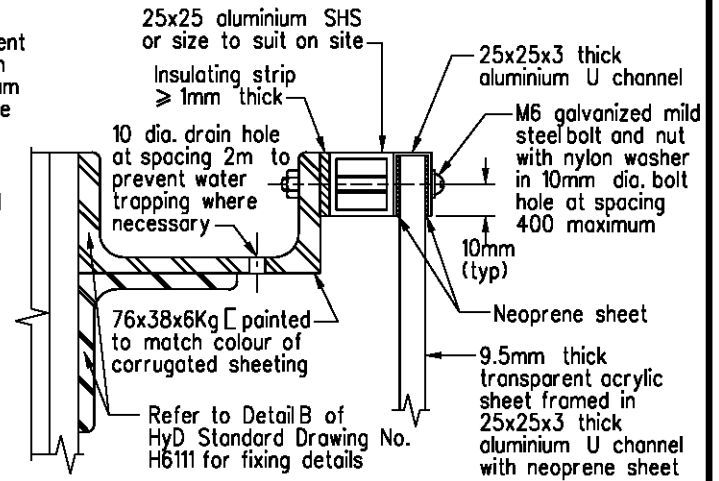
**ELEVATION**  
Scale 1:50



**SECTION V-V**  
Scale 1:10



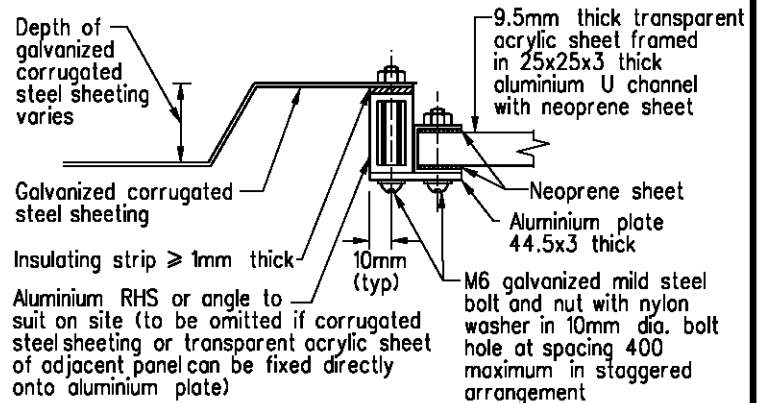
**DETAIL E**  
not to scale



**DETAIL D**  
not to scale

**Notes :**

1. Dimensions are in millimetres.
2. This drawing to be read in conjunction with HyD Standard Drawing Nos. H6110 and H6111 for general details and requirements of site hoardings.
3. Hoardings with transparent panels are to be used in conjunction with normal hoardings as shown in HyD Standard Drawing Nos. H6110 and H6111. Exact locations of the hoardings with transparent panels to be determined on site.
4. Hoardings with transparent panels to be used generally in urban areas or locations with busy pedestrian traffic, or as directed by the Engineer.
5. Lighting system, if required, shall be designed by the Contractor for the approval of the Engineer. The lighting units shall not be positioned directly in front of the main entrance to shop fronts and buildings.
6. The Contractor may submit alternative fixing details for the transparent panels to suit the type of transparent panels and galvanised corrugated steel sheetings to be used on site, and other site conditions for the approval of the Engineer.



**SECTION W-W**  
Scale 1:2

REF.	New Issue	SIGNATURE	Aug 04
	REVISION	DATE	

**HIGHWAYS DEPARTMENT**

REFERENCE	DRAWING No.	CAD
SCALE	H 6155	
AS SHOWN		

**SITE HOARDINGS WITH TRANSPARENT PANELS**