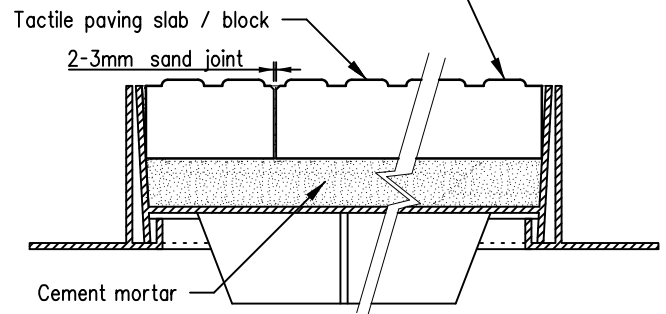


DETAIL 'A'
TYPICAL FIXING DETAILS
FOR TACTILE PAVING
BLOCKS OR SLABS

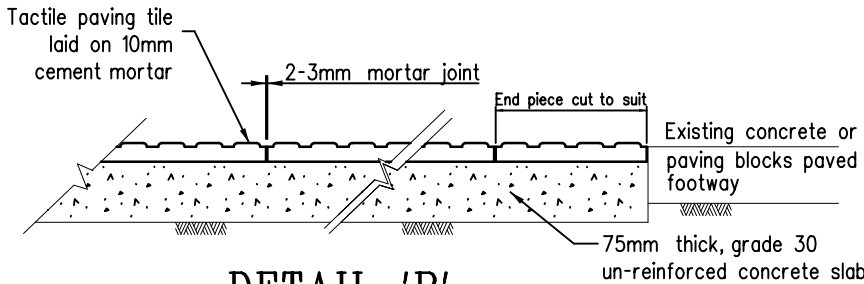
1 : 10

Tactile slabs / tiles inside recess manhole cover shall be cut and placed to match with adjacent tactile warning strip pattern.



DETAIL 'C'
TYPICAL FIXING
DETAILS AT
RECESS MANHOLE
COVERS

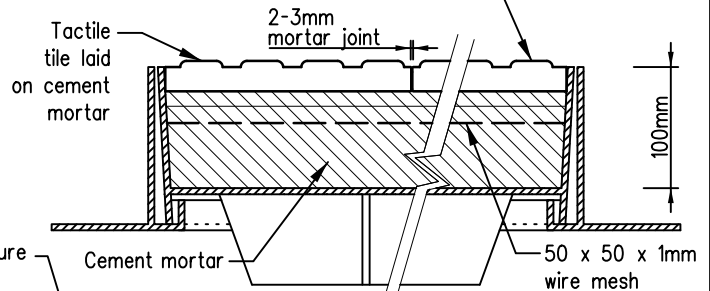
Diagrammatic



DETAIL 'B'
TYPICAL FIXING DETAIL
FOR DUST PRESSED
UNGLAZED CERAMIC
TACTILE TILES

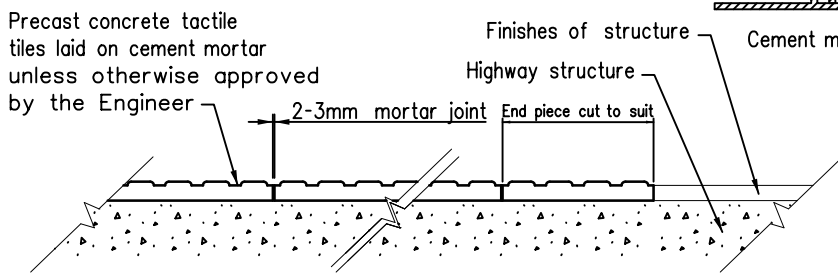
1 : 10

Tactile slabs / tiles inside recess manhole cover shall be cut and placed to match with adjacent tactile warning strip pattern.



DETAIL 'D'
TYPICAL FIXING
DETAILS AT RECESS
MANHOLE COVERS

Diagrammatic



DETAIL 'E'
TYPICAL FIXING DETAILS FOR
PRECAST CONCRETE TACTILE TILES
ON HIGHWAY STRUCTURES

1 : 10

Notes:

1. Cutting of tiles blocks should be avoided but if necessary cutting through the raised portion of the tactile should be avoided.
2. For details of recess manhole cover, please refer to drawing H2184 to H2186.

B	Detail E added	Original signed	Nov 19
A	Sand and cement bedding added in Detail A. Note 2 revised.		Feb 08
	New Issue		Apr 02
REF.	REVISION	SIGNATURE	DATE

TYPICAL FIXING
DETAILS OF
TACTILE WARNING STRIP

HIGHWAYS DEPARTMENT

REFERENCE	DRAWING No.	CAD
SCALE	H 5123B	
Diagrammatic		