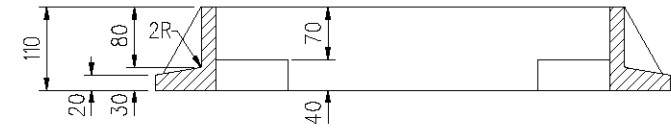
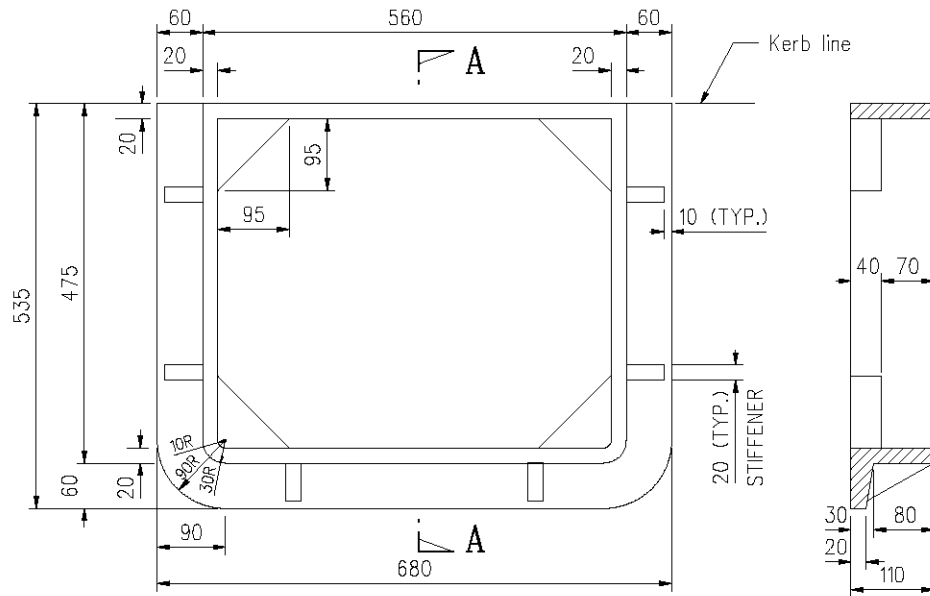


HALF CROSS SECTIONAL ELEVATION HALF FRONT ELEVATION

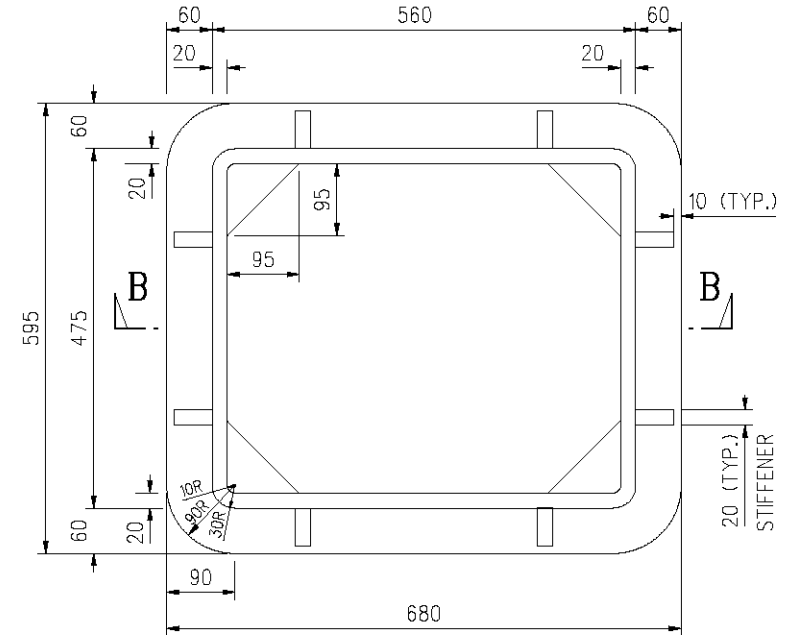


SECTION B-B



FRAME

SECTION A-A



FRAME

(For Gully Grating Away from Kerb)

Notes :-

1. Dimensions are in millimetres.
2. The gully frame shall be made of compound materials complying to the Specifications of the Contract or otherwise approved by the Engineer.
3. All corners are to be rounded to approximately 2mm radius.
4. Refer to H3116 and H3117 for the frame of cast iron gully grating Type GA1-450.

	New issue		Aug 10
REF.	REVISION	SIGNATURE	DATE

HIGHWAYS DEPARTMENT

COMPOUND MATERIALS GULLY GRATING
TYPE GA1-450 - DOUBLE TRIANGULAR - FRAME

REFERENCE
H.O. 7/1/6

SCALE
1 : 10

DRAWING No. CAD

H 3152