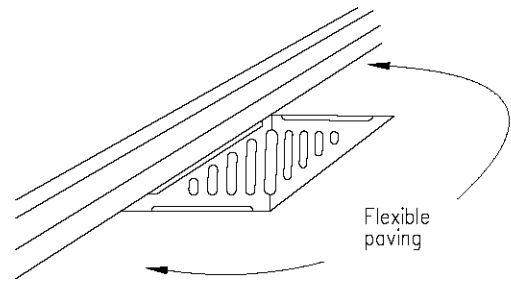
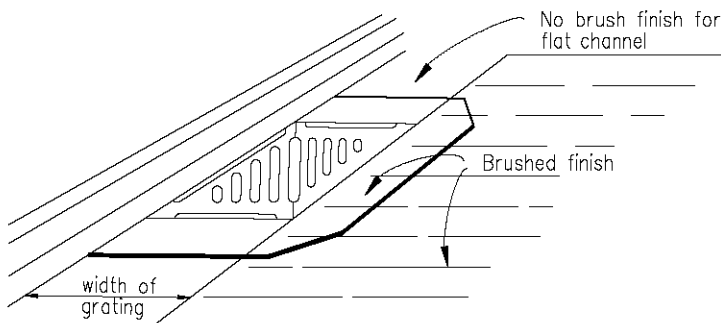


WITH OVERFLOW WEIR

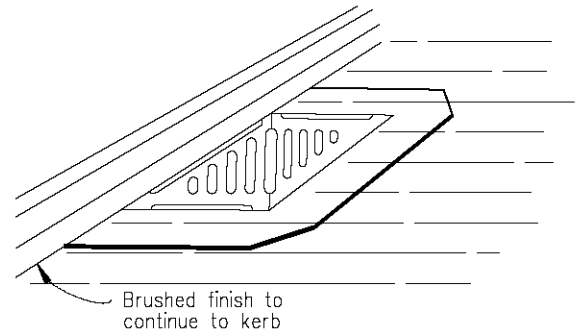


WITHOUT OVERFLOW WEIR

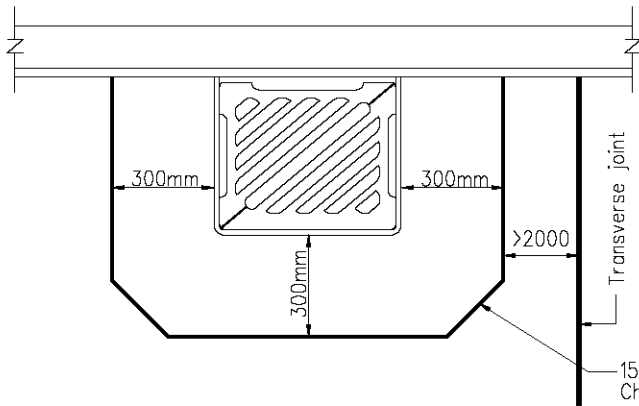
FLEXIBLE PAVEMENT



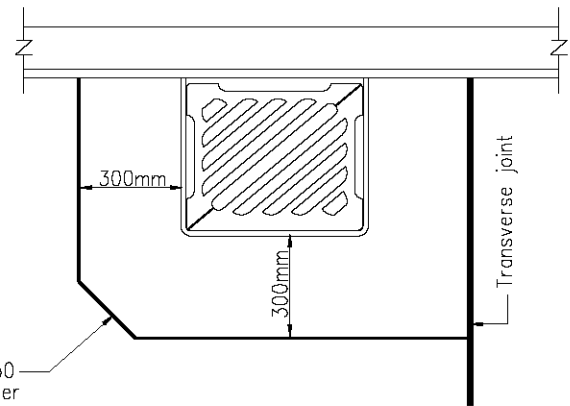
ROAD WITH LONGITUDINAL GRADIENT 5% OR LESS



ROAD WITH LONGITUDINAL GRADIENT MORE THAN 5%



PLAN - BOXOUT FOR GULLY AWAY FROM TRANSVERSE JOINTS



PLAN - BOXOUT FOR GULLY ADJOINING TRANSVERSE JOINTS

CONCRETE PAVEMENT

Note : (Overflow weir, if provided according to RN6, will be as shown for flexible pavement above)

A single combined boxout slab should be provided for double or triple gullies unless separated by a transverse joint.

A	Outer inlet slot parallel to traffic deleted		Nov 12
	Former drg. no. H3003/1 with general revision		June 94
REF.	REVISION	SIGNATURE	DATE

INSTALLATION OF GULLY GRATINGS

HIGHWAYS DEPARTMENT

REFERENCE

DRAWING No.

CAD

SCALE

Diagrammatic

H 3105A