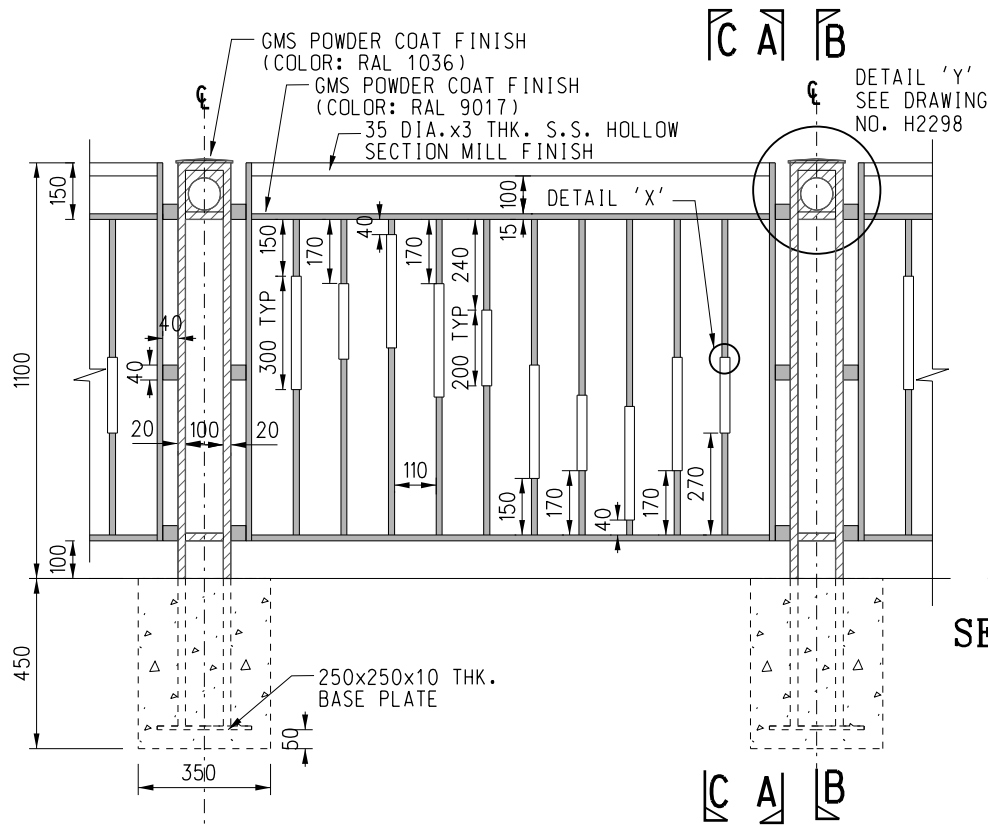
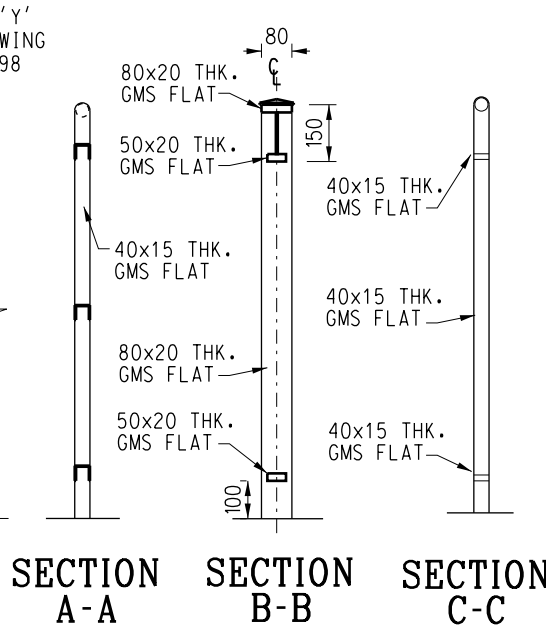


PLAN



SECTIONAL ELEVATION

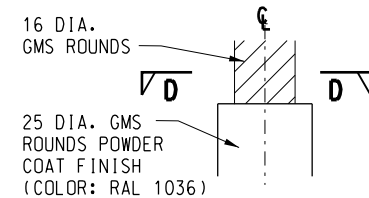


SECTION A-A

SECTION B-B

SECTION C-C

- NOTES :
1. ALL DIMENSIONS ARE IN MILLIMETRES UNLESS STATED OTHERWISE.
 2. ALL GMS ARE TO BE HOT DIP GALVANIZED. POWDERCOAT FINISH WITH COLOUR AS SPECIFIED SHALL BE APPLIED ON THE GALVANIZED FINISH, EXCEPT THE 25 DIA. GMS ROUND.
 3. WHERE THE CONCRETE FOOTING IS LOCATED IN BLOCK PAVED FOOTPATH, THE FOOTING SHOULD BE LOWERED TO ALLOW FOR THE PAVING BLOCKS AND THE SAND COURSE.
 4. THIS DRAWING SHALL BE READ IN CONJUNCTION WITH DRG. NO. H2298
 5. FOR OTHER COLOUR PROPOSED BY THE DESIGNERS, IT SHOULD BE AGREED BY TRANSPORT DEPARTMENT AND HIGHWAYS DEPARTMENT.
 6. SEE HYD TC NO. 2/2017 FOR PROVISION AND DESIGN.



DETAIL 'X'
1 : 2



SECTION D-D
1 : 2

	New Issue	Original signed	Apr 18
REF.	REVISION	SIGNATURE	DATE

HIGHWAYS DEPARTMENT

TYPE 12 RAILING - FOR CONTROL PURPOSE

REFERENCE	DRAWING No.	CAD
SCALE 1 : 20 OR AS SHOWN	H 2295	