





	Label 1 (on hinge cover)	Labels 2a & 2b (inside hinge cover)		Label 3 (near hand jack)	Label 4 (near tiller handle)	"NO UNAUTHORIZED OPENING" Warning Card (tied onto handles of hinge covers)
		2a	2b			
Label (The photos shall be prepared by the Contractor for approval by the Engineer. If instructed by the Engineer on the contrary, softcopy of the photos may be obtained from the Engineer)	1. 拔栓開蓋 	2. 拔起鐵杆 		3. 唧起鐵閘 	4. 扳杆定向 	NO UNAUTHORIZED OPENING 未經許可 請勿開啟 REQUEST FOR INSPECTION OF Hyd via 1823 HOTLINE AFTER OPENING 開啟後·致電 1823 要求路政署檢查
Size	130mm (w) x 140mm (H)	2a - 90mm (w) x 25mm (H) 2b - 130mm (w) x 100mm (H)		130mm (w) x 140mm (H)	130mm (w) x 140mm (H)	130mm (w) x 140mm (H)
Font	中黑體 (point 72)	中黑體 (point 48)		中黑體 (point 72)	中黑體 (point 72)	ARIAL+中黑體 (point 32)

Notes:

- The "NO UNAUTHORIZED OPENING" warning card should be laminated with plastic on both sides and fastened onto the hinge covers using a 5mm wide plastic strap. The loop formed by the plastic strap should be sufficiently large for inserting a 30mm diameter rod.
- A unique serial number should also be printed at a prominent location on top of the barrier. The serial numbers for movable steel barriers in Hong Kong Island, Kowloon, New Territories East, New Territories West and Tsing Ma Control Area should start with the prefixes "HKI -", "KLN -", "NTE-", "NTW -" and "TMTA -" respectively.
- Exact positions of instruction labels shall be proposed by the Contractor for approval of the Engineer.

	New Issue		Oct 13
REF.	REVISION	SIGNATURE	DATE

MOVABLE STEEL BARRIER - INSTRUCTION LABELS

HIGHWAYS DEPARTMENT			
REFERENCE RD/GN/34A	DRAWING No.	CAD	
SCALE N. T. S.	H 2275		