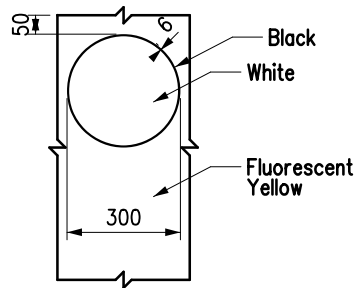
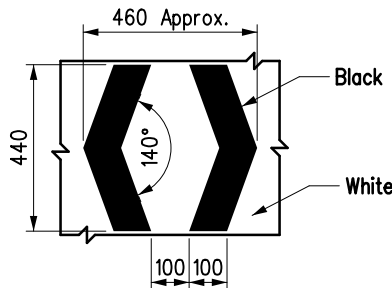


TYPICAL SIGNAGE ARRANGEMENT FOR PROPRIETARY CRASH CUSHION AND END TERMINAL



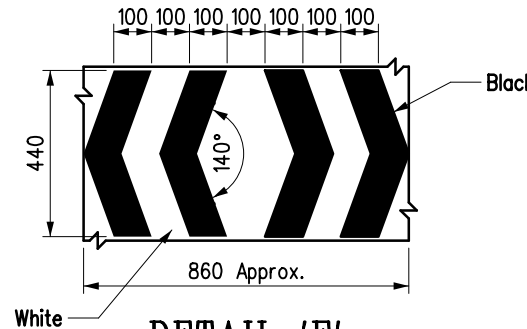
DETAIL 'C'

For front face narrower than 490mm in width at diverging point



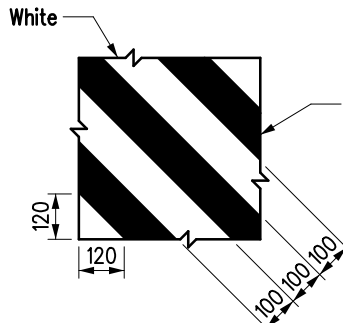
DETAIL 'D'

For front face between 490mm and 890mm in width at diverging point



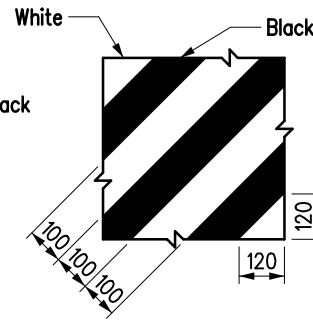
DETAIL 'E'

For front face wider than 890mm in width at diverging point



DETAIL 'A'

On roadside adjacent to fast lane



DETAIL 'B'

On roadside adjacent to slow lane

Notes :

1. All dimensions are in millimetres.
2. The typical signage arrangement shown is applicable for proprietary products of crash cushions and end terminals. Please refer to the technical requirements and drawings provided by the relevant manufacturers for the exact details.
3. Signage on all front faces of proprietary crash cushions and end terminals should be retro-reflective. The retro-reflective chevron marking sheeting shall be Type IX material in compliance with ASTM D4956-05. The adhesive backing of the sheeting shall be a type recommended by the manufacturer of the proprietary crash cushion/ end terminal which is compatible with both the sheeting and the proprietary crash cushion/ end terminal.
4. Traffic bollard erected behind a crash cushion/ end terminal is normally not necessary. If the visibility distance of the crash cushion/ end terminal is below the absolute desirable minimum sight distance stipulated in Table 3.3.5.1 of TPDM Vol.2, the designer should pay special consideration to improve the crash cushion/ end terminal visibility. Location of illuminated bollard, if decided to be used, should be subject to close scrutiny.
5. The design of the layout, size, fixing, transition and anchoring arrangements shall be checked and endorsed by the manufacturer of the proprietary crash cushion/ end terminal. The principle in HyD guidance notes RD/GN/040 shall also be followed where practicable.
6. The black and white strips should cover the entire front face of the proprietary crash cushion/ end terminal.
7. Advice on the signage details to be sought from Transport Department.

B	Details and notes revised		Dec 22
A	Note 3 revised	-	Jun 13
	NEW ISSUED	-	Jan 10
REF.	REVISION	SIGNATURE	DATE

TYPICAL SIGNAGE ARRANGEMENT FOR PROPRIETARY CRASH CUSHION AND END TERMINAL

HIGHWAYS DEPARTMENT		
REFERENCE	DRAWING No.	CAD
SCALE	H 2265B	
DIAGRAMMATIC		