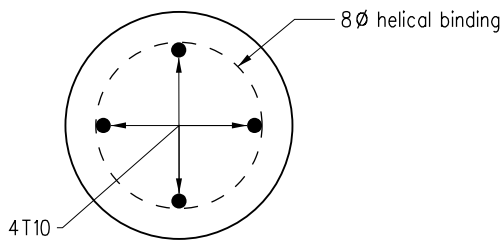
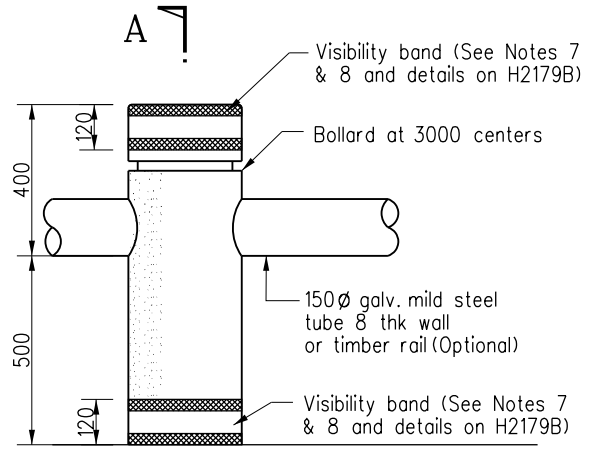


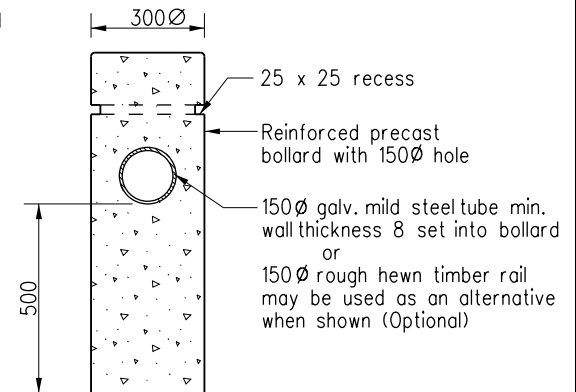
SECTIONAL ELEVATION



SECTIONAL PLAN



ELEVATION Scale 1:20



SECTION A - A Scale 1:20

Notes:

1. All dimensions are in millimetres.
2. Bollard to be precast, reinforcement as shown.
3. Finish to be exposed aggregate or applied finish as detailed elsewhere.
4. Exposed aggregate, if specified, to be exposed by brushing with stiff brush together with application of water prior to final hardening.
5. An insitu version of this design using selected 300 Dia. concrete drainage pipes is available from Landscape Unit, Highways Department.

REF.	REVISION	SIGNATURE	DATE
B	Rail provision become optional	Original Signed	Oct 16
A	Visibility bands added and top edge rounded	-	Sept 09
	Former Drg. No. H2026 with general revision	-	June 94

BOLLARD AND RAIL

HIGHWAYS DEPARTMENT

REFERENCE

DRAWING No.

CAD

SCALE

1:10 or  
As Shown

H 2139B