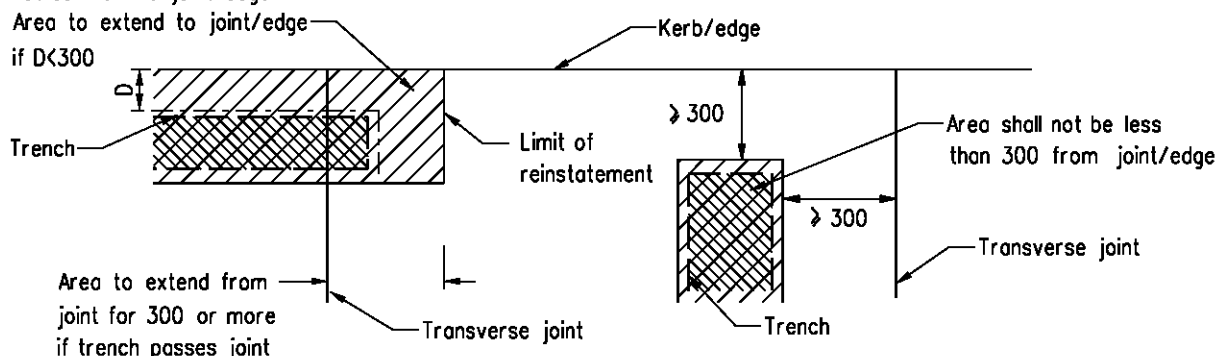


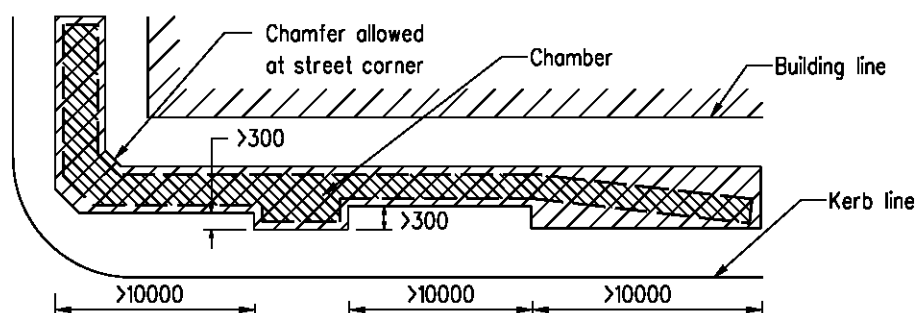
RULES TO DETERMINE THE LIMIT OF REINSTATEMENT IN CONCRETE FOOTWAY OR RUN-IN

A. Footway or Run-in constructed more than one year ago

1. The reinstatement area shall be of minimum width 300 millimetres.
2. All joints removed or damaged by the works shall be reinstated to the same alignment.
3. The reinstatement area shall either
 - a) abut or straddle a joint/an edge (the kerb line or the building line) of the concrete slab; or
 - b) be at a minimum distance (measured from any part of the reinstatement area at right angle to the joint/edge) of 300 millimetres from a joint/edge.

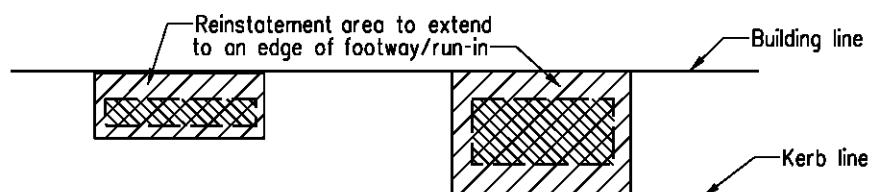


4. The reinstatement area within a slab panel shall be rectangular in plan with the sides either parallel or perpendicular to the nearest edge of the concrete slab where it is situated. Stepped or L-shape reinstatement area within a slab panel or within a run-in is not permitted, except that where a footway is not divided into panels, stepped or L-shaped reinstatement area will be permitted
 - a) if the length of each step along the length of the footway is not less than 10 metres unless at location of manholes or junction boxes and the length of each step perpendicular to the length of the footway is not less than 300 millimetres; or
 - b) if the trench goes round street corners (in such circumstance a chamfer at the corner is permitted).



B. Footway or Run-in constructed within the last one year

1. In addition to the rules A1, A2, A3 and A4 mentioned above, the reinstatement area shall extend to the full width of the slab panel or full width of the run-in. In case the footway is not divided into panels across its width, the reinstatement area shall extend at least to an edge (the kerb line or the building line) of the footway. The other dimensions shall be determined by the Authority taking into account the location of the trench within the panel, degree of disruption to the subgrade on the two sides of the trench, and additional joint length created. The Authority may require the reinstatement area to extend to the full size of the run-in, full length of the slab panel, or full width of the footway if it is not divided into panels across its width.



Dimensions in millimetres.

A	Length of step and minimum distance revised.		Jan 05
	Former Drg. No. H1018/6 with general revision		June 94
REF.	REVISION	SIGNATURE	DATE

**PERMANENT REINSTATEMENT
OF PAVEMENT - CONCRETE
FOOTWAY AND RUN-IN
(SHEET 2 OF 2)**

HIGHWAYS DEPARTMENT

REFERENCE

DRAWING No.

CAD

SCALE

N.T.S.

H 1128A