





COLOUR SCHEME

COLOUR CODE

TAXI CLASS COLOUR DESIGNATION	URBAN	NEW TERRITORIES	LANTAU	MIXED USE (URBAN AND NEW TERRITORIES)	MIXED USE (URBAN AND ISLAND)
A 	CHERRY RED BS 381C NO. 538	VERONA GREEN BS 4800 BS 14E53	LARKSPUR BLUE BS 4800 BS 18E51	CHERRY RED (STAGGERED PANELS) BS 381C NO. 538	CHERRY RED (STAGGERED PANELS) BS 381C NO. 538
B 	CHERRY RED BS 381C NO. 538	VERONA GREEN BS 4800 BS 14E53	LARKSPUR BLUE BS 4800 BS 18E51	VERONA GREEN (STAGGERED PANELS) BS 4800 BS 14E53	LARKSPUR BLUE (STAGGERED PANELS) BS 4800 BS 18E51
C 	CHERRY RED BS 381C NO. 538	VERONA GREEN BS 4800 BS 14E53	LARKSPUR BLUE BS 4800 BS 18E51	WHITE ALUMINIUM RAL 9006	WHITE ALUMINIUM RAL 9006
D 	WHITE ALUMINIUM RAL 9006	WHITE ALUMINIUM RAL 9006	WHITE ALUMINIUM RAL 9006	WHITE ALUMINIUM RAL 9006	WHITE ALUMINIUM RAL 9006

	Structure Div. Drawing No. S310/300E refers		Oct. 02
REF.	REVISION	SIGNATURE	DATE

COLOUR SCHEME FOR TAXI PASSENGER SHELTER

HIGHWAYS DEPARTMENT

REFERENCE	DRAWING No.	CAD
SCALE Diagrammatic	H 6142	