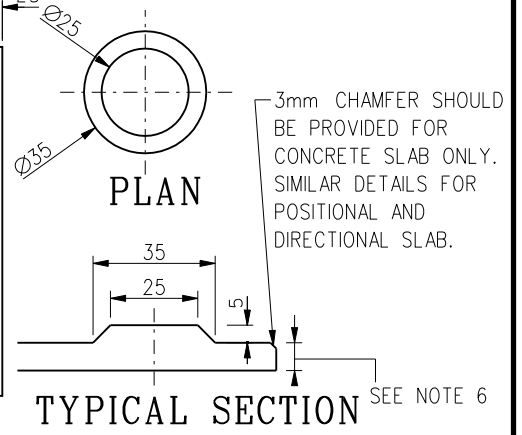
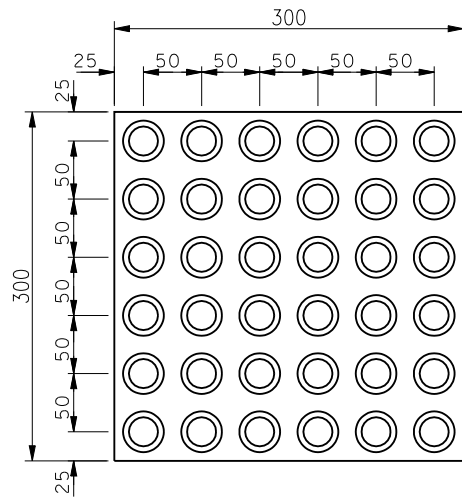
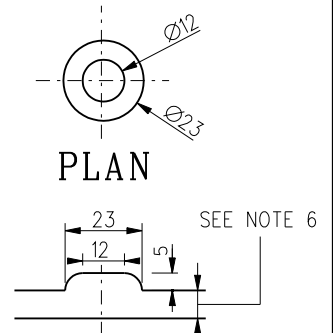
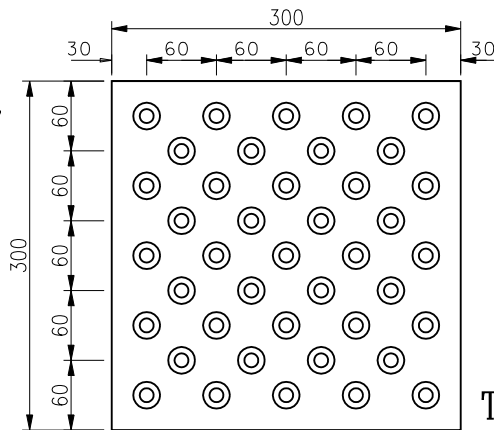


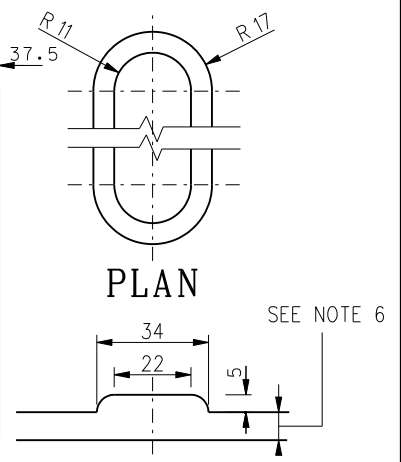
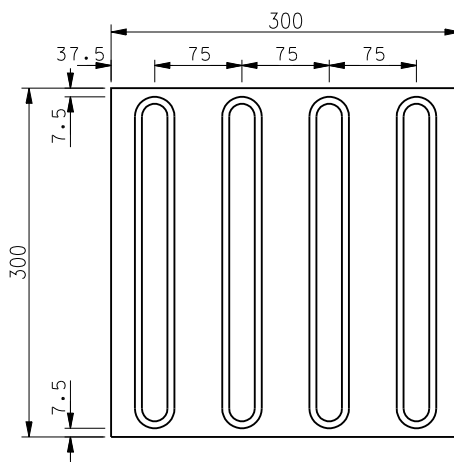
HAZARD WARNING BLOCK



HAZARD WARNING TILE / SLAB



POSITIONAL TILE / SLAB / BLOCK



DIRECTIONAL TILE / SLAB / BLOCK

Note:

- All dimensions are in millimetres.
- The drawing illustrates the typical dimensions for tactile paving tiles / slabs only. Other dimensions of paving blocks with size 100 x 200mm or equivalent approved by the Engineer could also be used provided the tactile patterns so formed are similar to those shown. Furthermore, and spacing of tactile dots and strips as shown.
- For proprietary products having patterns and dimensions slightly deviating from those shown, approval should be sought for using such products from the Road Safety and Standards Division of the Transport Department.
- Tactile tiles / blocks should be made of durable and non-slippery materials. The colour / tone of the tactile should contrast visually with the adjoining surfaces (e.g. yellow tactile tiles / blocks on grey / red footway, light-on-dark, dark-on-light, etc) to provide clear indication of the routes to people with low vision.
- Precast concrete units for paving in accordance with Part 7, Section 11 of the General Specification for Civil Engineering Works (2006 Edition), clay pavers to BS 6677, dust pressed unglazed ceramic tile to BS 6431: Part 6: 1984 and artificial granite blocks or equivalent approved by the Engineer shall be used.
- The thickness of tactile slabs, blocks and tiles shall be in accordance with relevant standards as shown in Note 5 or equivalent approved by the Engineer.
- Slip resistance tests should be in accordance with ASTM C1028-96.

	Minimum coefficient of friction required for sloped surface
Wet	0.67

- Ramps shall adopt gradients not steeper than the desirable maximum of 1:12 wherever possible. However, the absolute maximum gradient of 1:10 shall not be exceeded.
- For circumstances that ramp gradients steeper than 1 in 10 are unavoidable, advices and consents from RSSD, TD should be sought prior to commencement of any construction works.

REF.	REVISION	SIGNATURE	DATE
C	Note 5 reference to the G.S. updated		Apr 10
B	Note 7 revised. Notes 8 and 9 added		Nov 03
A	Add note 2 to 7		Apr 02
	Diagram refer to Vol. 6 chapter 8 of T.P.D.M.		Sep 01

TACTILE TILES / SLABS / BLOCKS

HIGHWAYS DEPARTMENT

REFERENCE	DRAWING No.	CAD
SCALE	H 5118C	
Diagrammatic		