

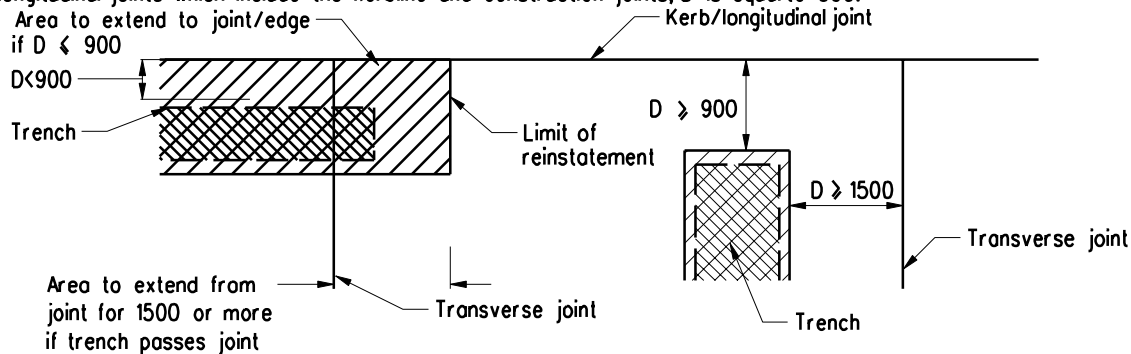
RULES TO DETERMINE THE LIMIT OF REINSTATEMENT IN CONCRETE CARRIAGEWAY

A. Carriageway constructed or reconstructed more than five years ago

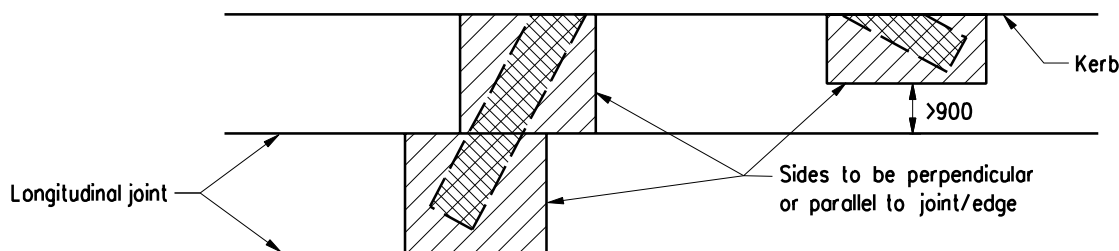
1. All transverse joints and longitudinal joints removed or damaged by the works shall be reinstated to the same type and alignment.
2. The reinstatement area shall be of sufficient width to enable dowel holes to be drilled subject to a minimum of 900 millimetres.
3. The reinstatement area shall either
 - a) abut or straddle a joint/an edge of the concrete slab; or
 - b) be at a minimum distance (measured from any part of the reinstatement area at right angle to the joint/edge) of D millimetres from a joint/edge.

For transverse joints which may be an expansion joint, a contraction joint or a construction joint, D is equal to 1500.

For longitudinal joints which include the kerblines and construction joints, D is equal to 900.

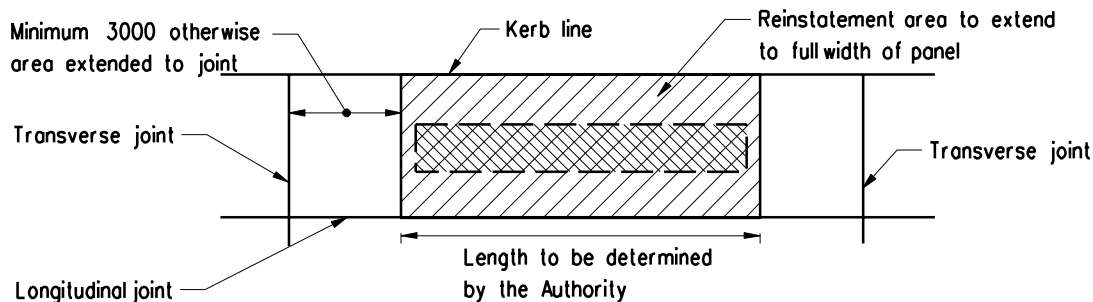


4. The reinstatement area within a slab panel shall be rectangular in plan with the sides either parallel or perpendicular to the nearest edge of the concrete slab where it is situated. Stepped or L-shaped reinstatement area within a slab panel is not permitted.



B. Carriageway constructed or reconstructed within the last five years

1. In addition to the Rules A1, A2, A3 and A4 mentioned above, the reinstatement area shall extend to the full width of the slab panel. The other dimension shall be determined by the Authority taking into account the location of the trench within the panel, degree of disruption to the subgrade on the two sides of the trench, and additional joint length created. The Authority may require the reinstatement area to extend to the full length of the slab panel.



Dimensions in millimetres.

	Former Drg. No. H1018/3 with general revision		June 94
REF.	REVISION	SIGNATURE	DATE

PERMANENT REINSTATEMENT
OF PAVEMENT –
CONCRETE CARRIAGEWAY
(SHEET 2 OF 2)

HIGHWAYS DEPARTMENT

REFERENCE

DRAWING No.

CAD

SCALE

N.T.S.

H 1125